

Maximo 7.6.1.x End of Support – 9/30/2025 ;<3 months to go; Are you ready?



WE ARE
Naviam

The asset management journey.
Streamlined.



chris.winston@naviam.io

<https://www.linkedin.com/in/chriswinston>

[IBM Champion 2024/2025](#)

[User choice award for Best Maximo Community Contributor for 2025 – sponsored by Maven](#)



Agenda – MAS Navigation for the Maximo 7.6.x user

- Summary
- Basic Nav Differences
- New features
 - Operational Dashboard
 - Role based apps
 - Work Order Intelligence

Summary

- User Interface Changes

- Old skins are no longer available – tivoli09, tivoli13, iot18
- New skin is for MAS – only 1 available
- Some system properties for UI are available; several UI related are gone

- Functionality differences?

- Key items have moved
- A minimal number of items are gone

- Perceived differences?

- Look and feel
 - Location of fields and actions
 - Navigation

Summary

- User Interface Changes

- Old skins are no longer available – tivoli09, tivoli13, iot18
- New skin is for MAS – only 1 available
- Some system properties for UI are available; several UI related are gone

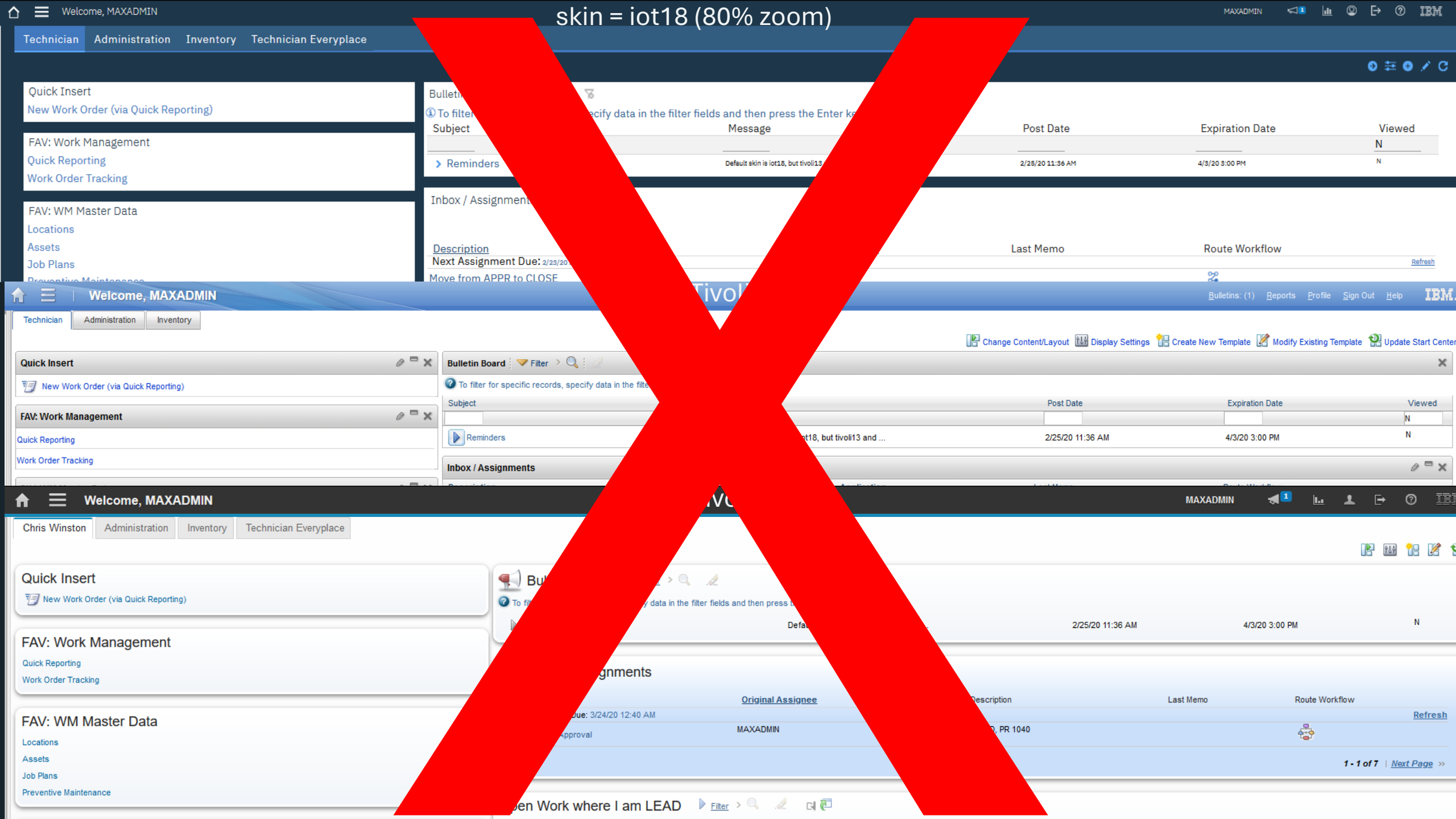
- Functionality differences?

- **Key items have moved**

- A minimal number of items are gone

- Perceived differences?

- Look and feel
 - Location of fields and actions
 - Navigation



skin = iot18 (80% zoom)

Toolbar has moved, but it is still there

IBM Maximo Application Suite | Manage | Take a tour

MAXADMIN Default Site: BEDFORD

Quick Reporting

Find navigation item

Available Queries

Common Actions

- + New Work Order (via Qui...
- Change Status
- Select Owner
- Take Ownership

Work Orders (1 - 20 of 549)

Work Order	Description	Location	Asset	Status	Scheduled Start	Priority	Site
1000	Relocate Guard Rails Around Compressor	BR300	11300	WAPPR	3/30/16 3:00 PM	2	BEDFORD
1001	12 Month Service on Shipping Dept #1 Conveyor	SHIPPING	12600	INPRG	3/30/16 3:00 PM	5	BEDFORD
1002	Rebuild Feedwater Pump	BR450	11450	APPR	4/11/23 3:31 AM	3	BEDFORD

Find Work Order

Find Navigation Item

Go To Applications

Available Queries

- All Records
- All Bookmarks

Common Actions

- + New Work Order (via Quick Re...
- Change Status

More Actions

- Assign to New Parent

Advanced Search | Save Query | Bookmarks

Work Orders | Filter | 1 - 20 of 718

Work Order	Description	Location	Asset	Status	Scheduled Start	Priority	Site
1000	Relocate Guard Rails Around Compressor	BR300	11300	WAPPR	3/30/16 3:00 PM	2	BEDFORD
1001	12 Month Service on Shipping Dept #1 Conveyor	SHIPPING	12600	INPRG	3/30/16 3:00 PM	5	BEDFORD
1002	Rebuild Feedwater Pump	BR450	11450	APPR	9/16/20 9:53 AM	3	BEDFORD
1003	Check for Plumbing Problem	BOILER		APPR		5	BEDFORD

MAS Quick Search Menu via 'kebab' icon

More Search Fields Shortcut – 9.1.x

Work Order Tracking

Quick Search menu

- Where Clause
- Attribute Search
- View Search Tips
- Save Current Query
- View/Manage Queries
- Bookmarks

More Search Fields

Filter by Linear Assets

Where Clause

Attribute Search

View Search Tips

Save Current Query

View/Manage Queries

Bookmarks

Advanced Search

Work Orders

Filter

1 - 20 of 718

Work Order	Description	Location
1000	Relocate Guard Rails Around Compressor	BR300
1001	12 Month Service on Shipping Dept #1 Conveyor	SHIPPING
1002	Rebuild Feedwater Pump	BR450
1003	Check for Plumbing Problem	BOILER
1004	Generator Overhaul	BR230
1005	Electric Cart Tune-Up	SHIPPING

Quick Reporting

List View

Find navigation item

Available Queries

Common Actions

- New Work Order (via Quic...
- Save Work Order
- Clear Changes
- Change Status
- Approve Work Order
- Initiate Work Order
- Complete Work Order
- Close Work Order
- Create Report

More Actions

- Create
- View
- Apply Route
- Enter Meter Readings
- Report Downtime
- Manage Downtime History
- Assign to New Parent
- Copy Doclinks to Work order
- Modify/Delete Work Log
- Move/Swap/Modify
- Attachment Library/Folders
- Duplicate Work Order
- Delete Work Order
- Add to Bookmarks
- Run Reports

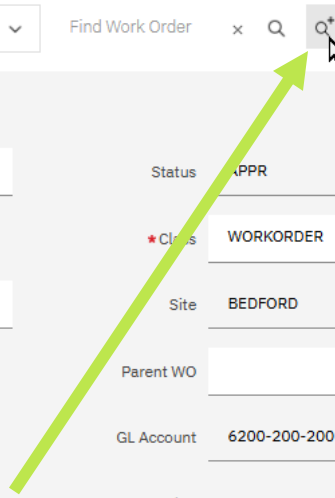
Quick Reporting Specifications

Work Order	1228	HVAC overheating
Location	BR200	HVAC System- Main Office
Asset	11200	HVAC System- 50 Ton Cool Cap/ 450000 Btu Heat Cap
Configuration Item		
Classification		
Class Description		
Reported By	WILSON	
Reported Date	6/30/21 6:03 PM	

Supervisor	ED
Crew	
Lead	

Status	APPR
Close	WORKORDER
Site	BEDFORD
Parent WO	
GL Account	6200-200-200
Current Value	
Attachments	View attachments

More Search Fields
Shortcut – 9.1.x on
ALL tabs



Multiple Assets,Locations and CIs (0 - 0 of 0)

Tasks (1 - 2 of 2)

Task	Summary	Estimated Duration	Measurement Point	Measurement Value	Measurement Date	Route	Route Stop	Status
10	Review hot and cold air flow	0:00						APPR
20	Provide access to HVAC system	0:00						APPR

Labor Materials Tools Failure Reporting Meter Readings Log

Labor (0 - 0 of 0)

..Task	Labor	Name	Approved?	Start Date	Start Time	End Time	Regular Hours	Rate
--------	-------	------	-----------	------------	------------	----------	---------------	------

IBM Maximo Application Suite

Manage

Quick Reporting

← List View

Find navigation item

Available Queries

Common Actions

+ New Work Order (via Quick...

Save Work Order

↶ Clear Changes

Change Status

✓ Approve Work Order

🕒 Initiate Work Order

✓ Complete Work Order

✕ Close Work Order

Create Report

More Actions

Create

View

Apply Route

Enter Meter Readings

Report Downtime

Manage Downtime History

Assign to New Parent

Copy Doclinks to Work order

Modify/Delete Work Log

Move/Swap/Modify

Attachment Library/Folders

Duplicate Work Order

Delete Work Order

Add to Bookmarks

Run Reports

More Search Fields| Current Query:

Work Order

Description

Parent WO

>

Location

>

Asset

>

Configuration Item

>

PM

>

Service Group

>

Service

🔍

Classification

>

Repair Facility

>

Repair Facility Site

🔍

Assigned Crew Work Group

>

Assigned Crew

>

Plan Crew Type

>

Assigned Labor

>

Plan Craft

>

Supervisor

>

Crew

🔍

Lead

>

Owner

>

Owner Group

>

Work Type

🔍

Status

=APPR,=INPRG

🔍

Class

WORKORDER , /

🔍

Site

=BEDFORD

🔍

History?

N

🔍

Priority

Is Task?

N

🔍

Dates

From

To

Reported Date

Target Start

Scheduled Start

Actual

Restore Application Defaults

Revise

Cancel

Find

Filter, Download & Show/Hide

IBM Maximo Application Suite | Manage | Take a tour

MAXADMIN Default Site: BEDFORD

Quick Reporting

Find Work Order x

Find navigation item

Available Queries

Common Actions

- New Work Order (via Qui...
- Change Status
- Select Owner
- Take Ownership

Work Orders (1 - 20 of 549)

Work Order	Description	Location	Asset	Status	Scheduled Start	Priority	Site
1000	Relocate Guard Rails Around Compressor	BR300	11300	WAPPR	3/30/16 3:00 PM	2	BEDFORD
1001	12 Month Service on Shipping Dept #1 Conveyor	SHIPPING	12600	INPRG	3/30/16 3:00 PM	5	BEDFORD
1002	Rebuild Feedwater Pump	BR450	11450	APPR	4/11/23 3:31 AM	3	BEDFORD

Filter > 1 - 20 of 718

Work Order	Description	Location	Asset	Status	Scheduled Start	Priority	Site
1000	Relocate Guard Rails Around Compressor	BR300	11300	WAPPR	3/30/16 3:00 PM	2	BEDFORD
1001	12 Month Service on Shipping Dept #1 Conveyor	SHIPPING	12600	INPRG	3/30/16 3:00 PM	5	BEDFORD
1002	Rebuild Feedwater Pump	BR450	11450	APPR		3	BEDFORD
1003	Check for Plumbing Problem	BOILER		APPR	9/16/20 9:53 AM	5	BEDFORD
1004	Generator Overhaul	BR230	11230	INPRG		1	BEDFORD
1005	Electric Cart Tune-Up	SHIPPING	12300	APPR		7	BEDFORD

Find Work Order

Find Navigation Item

Go To Applications

Available Queries

- All Records
- All Bookmarks

Common Actions

- New Work Order (via Quick Re...
- Change Status

More Actions

- Assign to New Parent
- Create Work Package

Advanced Search Save Query Bookmarks

1 - 20 of 718

IBM

Toggles instead of checkboxes from 8 – 9.0.x

Checkboxes are back in 9.1

This screenshot shows the 'Asset Details' page in Naviam version 8.0 to 9.0.x. The interface includes a top navigation bar with tabs for 'Sheet', 'Failure Reporting', 'Specifications', 'Service Address', and 'Map'. Below this, a sidebar on the left contains search and filter options for 'Site' (BEDFORD), 'Class' (WORKORDER), and 'Work Type' (CM). The main content area displays a form for 'Attachments' (View attachments (10)), 'Status' (WAPPR), and 'Status Date' (2/6/99 2:25 PM). A green box highlights a section of configuration options:

- Inherit Status Changes? ☒
- Accepts Charges? ☒
- Is Task? ☐
- Under Flow Control? ☐
- Suspend Flow Control? ☐
- Flow Action
- Flow Action Assist? ☐
- Appointment Required? ☐

At the bottom, there are tabs for 'Asset Details' and 'Priority'.

This screenshot shows the 'Asset Details' page in Naviam version 9.1. The interface is similar to the previous version, but the configuration options in the green box are now checkboxes:

- Inherit Status Changes? ☒
- Accepts Charges? ☒
- Is Task? ☐
- Under Flow Control? ☐
- Suspend Flow Control? ☐
- Flow Action
- Flow Action Assist? ☐
- Appointment Required? ☐

The rest of the interface, including the top navigation bar and sidebar, remains the same.

Application Navigation Queries and Actions

IBM Maximo Application Suite

Manage

Take a tour

MAXADMIN

Default Site: BEDFORD

Inventory

← List View

Find navigation item

Available Queries

Common Actions

More Actions

Save Inventory

Clear Changes

Change Status

Create Report

View Status History

Reorder

Add/Modify Reservations

Change Cost Type

Issue Current Item

Issue Current Item to Multiple ...

Transfer Current Item

Assemble Kit

Disassemble Kit

View Item Availability

View Vendor Analysis

View Inventory Transactions

View/Edit Consignment Details

Inventory Adjustments

Inventory

Reorder Details

Rotating Assets

Where Used

Item

11453

>

Seal, Mechanical, Self Aligning- 1 In ID

Site

BEDFORD

Storeroom

CENTRAL

>

Central Storeroom

Reorder Details

Primary Vendor

Reorder?

☒

Primary Vendor

ATI

>

Atlantic Trading, Inc

Internal?

☐

* Reorder Point

2.00

Manufacturer

IR

>

Ingersoll-Rand Company

Storeroom

Q

* Lead Time (Days)

30

Model

20-41A-X

Storeroom Site

Q

Safety Stock

0.00

Catalog #

123998

* Economic Order Quantity

1.00

Order Unit

EACH

Q

Vendors

(1 - 6 of 7)

Vendor	Manufacturer	Model	Catalog #	Order Unit	Last Price	Last Order Date	Organization	Site
ATI	BEARING	20-33C	3949	EACH			EAGLENA	BEDFORD
ATI	CHESTER	20-41A	53771	EACH	125.00	8/15/23	EAGLENA	BEDFORD
ATI	IR	20-41A-X	123998	EACH		2/28/25	EAGLENA	BEDFORD
CHESTER				EACH	125.00	11/8/24	EAGLENA	BEDFORD

javascript: sendEvent('qotolisttab','maintabs','')

Naviam

20

Left Side Navigation Menu

IBM Maximo Application Suite

Manage

Take a tour

Find navigation item

Start Center

Operational Dashboard

My Recent Applications

Administration

Analytics

Assets

Building Information Models

Change

Contracts

Financial

Integration

Inventory

IT Infrastructure

Planning

Planning and Scheduling

Preventive Maintenance

Purchasing

Release

Security

Self Service

Service Desk

Service Level

System Configuration

Task Management

Work Orders

BEDFORD

Inventory

Reorder Details

Rotating Assets

Where Used

Item

11453

>

Seal, Mechanical, Self Aligning- 1 In ID

Site

BEDFORD

Storeroom

CENTRAL

>

Central Storeroom

Reorder Details

Primary Vendor

Reorder?

☒

Primary Vendor

ATI

>

Atlantic Trading, Inc

Internal?

☐

* Reorder Point

2.00

Manufacturer

IR

>

Ingersoll-Rand Company

Storeroom

Q

* Lead Time (Days)

30

Model

20-41A-X

Storeroom Site

Q

Safety Stock

0.00

Catalog #

123998

* Economic Order Quantity

1.00

Order Unit

EACH

Q

Vendors

(1 - 6 of 7)

+

	Vendor		Manufacturer		Model		Catalog #		Order Unit		Last Price		Last Order Date		Organization		Site	
	ATI	>	BEARING	>	20-33C		3949		EACH	Q					EAGLENA	Q	BEDFORD	Q
	ATI	>	CHESTER	>	20-41A		53771		EACH	Q	125.00		8/15/23		EAGLENA	Q	BEDFORD	Q
	ATI	>	IR	>	20-41A-X		123998		EACH	Q			2/28/25		EAGLENA	Q	BEDFORD	Q
	CHESTER	>		>					EACH	Q	125.00		11/8/24		EAGLENA	Q	BEDFORD	Q

javascript: //My Recent Applications

Filter navigation

Operational Dashboard

Start Center

Recent applications

Manage

Administration

Analytics

Assets

Building Information ...

Change

Change (HSE)

Contracts

Financial

Integration

Inventory

IT Infrastructure

Motor Pool (Tr)

Operations (HSE)

Planning

Planning and Schedul...

Preventive Maintenanc...

Purchasing

Release

Safety and Quality Ma...

Security

Self Service

Service Desk

Service Level

System Configuration

Task Management

Warranties (Tr)

Work Orders

Suite

Application administrator

Security

For 9.1: Consolidated Left Side Navigation Menu

Inventory

Reorder Details

Rotating Assets

Where Used

Item11453>Seal, Mechanical, Self Aligning- 1 In ID

SiteBEDFORD

AttachmentsView attachments

StoreroomCENTRAL>Central Storeroom

StatusACTIVE

* Issue UnitEACH

Lot TypeLOT

Default BinA-4-9

Condition Enabled?

Issue Cost TypeAVERAGE

Default Stage Bin

Rotating?

Receipt Tolerance %

Capitalized?

Consignment?

Kit?

Requires hard reservation on use?

Available Balance Summary

Other Balance Summary Information

ABC Analysis

Issue History

Current Balance17.00

Quantity Currently Reserved4.00

ABC TypeB

Last Issue Date2/11/11 9:59 AM

Hard Reserved Quantity Not Staged2.00

Hard Reserved Quantity2.00

* Count Frequency60

Year to Date5.00

Hard Reserved Quantity Shipped0.00

Soft Reserved Quantity2.00

Last Year0.00

Total Quantity Shipped0.00

Quantity Staged0.00

2 Years Ago0.00

Expired Quantity in Stock17.00

Quantity in Holding Location0.00

3 Years Ago0.00

Quantity Available-2.00

Picked Quantity0.00

Count Group

Plus Count Tolerance

Minus Count Tolerance

Inventory Costs (1 - 1 of 1)

Condition Code

Description

Condition Rate

Standard Cost

Average Cost

Last Receipt Cost

1 - 1 of 1

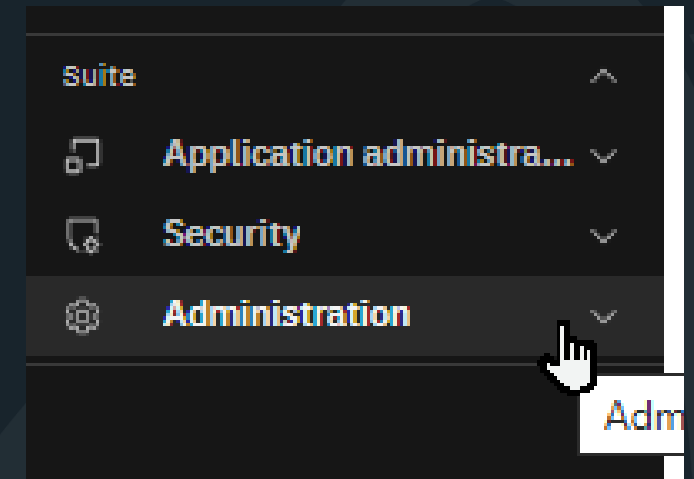
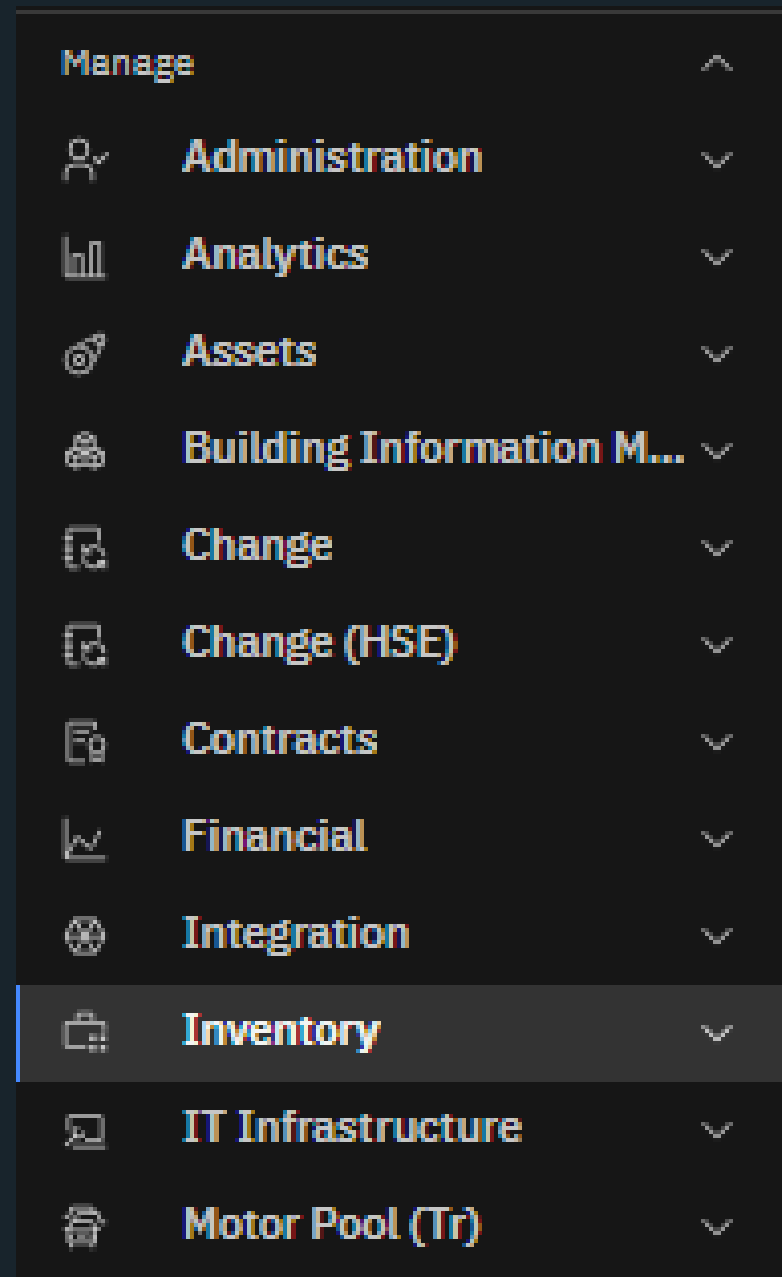
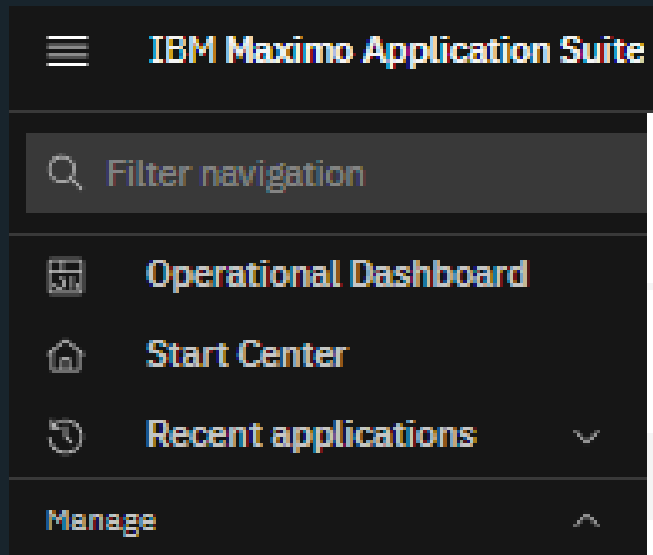
100

129.00

130.45

135.00

For 9.1: Consolidated Left Side Navigation Menu - expanded



For 9.1: Queries can be added to toolbar

IBM Maximo Application Suite | Manage

Work Order Tracking

Overdue PMs✓

Find navigation item <

Available Queries

- All Records
- All Bookmarks
- All Work Orders
- X
- My Work Orders
- Overdue PMs
- WORK ORDERS WHERE I AM OWNER
- YESTERDAY WORK NOT COMPLETED
- Initiate Work Order

Work Orders (1 - 20 of 52)

Work Order	Description
1158	Calibration 103
1159	Calibration Lo
1160	Calibration 10
1161	Calibration 10
1167	Supervisor M

IBM Maximo Application Suite | Manage

Work Order Tracking

Overdue PM ✓

Find navigation item <

Available Queries

Common Actions

- New Work Order
- Change Status
- Select Owner
- Take Ownership
- Create KPI
- Approve Work Order
- Initiate Work Order

Work Order

1158	
1159	
1160	
1161	Calibration 103
1167	Supervisor Monthly Driving

- All Records
- All Bookmarks
- All Work Orders
- X
- My Work Orders
- Overdue PMs
- WORK ORDERS WHERE I AM OWNER
- YESTERDAY WORK NOT COMPLETED

Work Order Tracking

[← List View](#)

Available Queries

Common Actions

- [New Work Order](#)
- [Save Work Order](#)
- [Clear Changes](#)
- [Change Status](#)
- [Select Owner](#)
- [Take Ownership](#)
- [Approve Work Order](#)
- [Initiate Work Order](#)
- [Complete Work Order](#)
- [Close Work Order](#)
- [Create Report](#)

More Actions

- [Apply SLAs](#)
- [View SLAs](#)
- [Select/Deselect SLAs](#)
- [Reevaluate Qualifications](#)
- [Change Work Order Options](#)
- [Create](#)
- [View](#)
- [Create Job Plan from Work Plan](#)
- [Remove Work Plan](#)
- [Select Safety Hazards](#)
- [Remove Safety Plan](#)
- [Apply Route](#)
- [Enter Meter Readings](#)

Work Order | Plans | Assignments | Related Records | Actuals | Safety Plan | Log | Data Sheet | Failure Reporting | Specifications | Service Address | Map

Work Order	1002	Rebuild Feedwater Pump		Site	BEDFORD	Attachments	View attachments
Location	BR450	Feed Water Pump- Centrifugal/100GPM/60FTHD		Class	WORKORDER	Status	APPR
Asset	11450	Centrifugal Pump 100GPM/60FTHD		Work Type	CM	Status Date	2/27/03 10:48 AM
Configuration Item				GL Account	6210-300-???	Inherit Status Changes?	<input checked="" type="checkbox"/>
WO Total Work Units				Failure Class	PUMPS	Accepts Charges?	<input checked="" type="checkbox"/>
Parent WO				Problem Code		Is Task?	<input type="checkbox"/>
Classification	PLUMBING			Storeroom Material Status		Under Flow Control?	<input type="checkbox"/>
Class Description	Plumbing			Direct Issue Material Status		Suspend Flow Control?	<input type="checkbox"/>
Launch Entry Name				Work Package Material Status		Flow Action	
				Material Status Last Updated		Flow Action Assist?	<input type="checkbox"/>
						Appointment Required?	<input type="checkbox"/>

Job Details

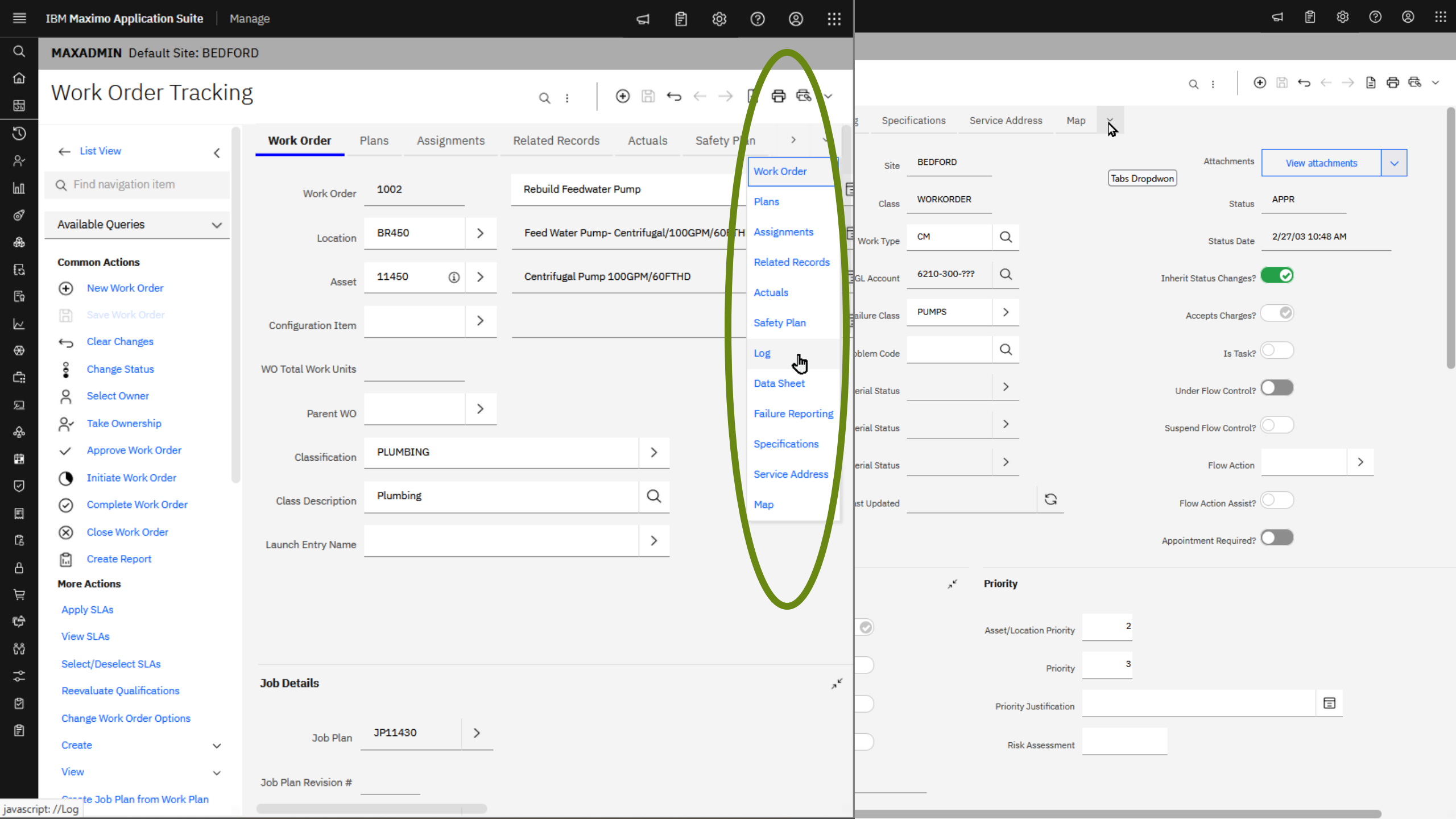
Job Plan	JP11430	
Job Plan Revision #		
PM		
Safety Plan		
Contract		

Asset Details

Asset Up?	<input checked="" type="checkbox"/>
Warranties Exist?	<input type="checkbox"/>
SLA Applied?	<input type="checkbox"/>
Charge to Store?	<input type="checkbox"/>
Current Value	

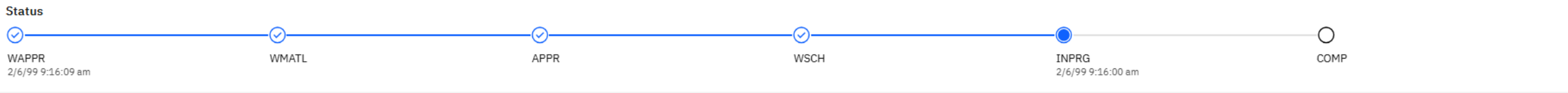
Priority

Asset/Location Priority	2
Priority	3
Priority Justification	
Risk Assessment	





Role Based App – Work Orders



- Summary
- Plans
- Related records
- Workflow assignments
- Work log
- Communication log

Summary

Edit

Corrective Maintenance

Priority 1

Reported by

Dave Smith

Scheduled start

Unspecified

Target start

12/31/98 3:00:00 am

Failure class

Unspecified

Classification

Unspecified

Parent work order

Unspecified

Owned by

Select

Scheduled finish

Unspecified

Target finish

12/31/98 10:00:00 am

Problem code

Unspecified

Class description

Unspecified

GL account

6210-327-???

Attachments

0 files

History

2 updates

Asset and location

Asset


11230

Emergency Generator

Location

BR230

Boiler Room Emergency Generator



Job details

PM

Unspecified

Contract

Unspecified

Job plan

JP11210

Emergency Generator Overhaul

Safety plan

Unspecified

Inspection result

Unspecified

"Manage Columns" provides the user some flexibility

IBM Maximo Application Suite | Manage [Take a tour](#)

Work orders

Results: 182 View: B stuff (shared) - Edited

Class: WORKORDER,ACTIVITY X History: =0 X Is Task: =0 X Site: =BEDFORD X Status: =APPR,=INPRG X Location: B% X

Clear all filters

Manage columns

Work Order	Status	Description	Location	Asset	Scheduled Start	Type
wonum	=APPR,=INPRG	description	B%	assetnum	schedstart	worktype
<input type="checkbox"/> 2004	INPRG	Feeder Jammed	BPM3100	13110		Corrective Maintenance
<input type="checkbox"/> 3008	INPRG	Filler/Lifter System Inspection and C...	BPM3100	13160		Corrective Maintenance
<input type="checkbox"/> 1211	INPRG	Relocate Guard Rails Around Compre...	BR300	11300		Corrective Maintenance
<input type="checkbox"/> 1202	INPRG	Condensate Return Pump Quarterly S...	BR430_01	11430_01		Corrective Maintenance
<input type="checkbox"/> 1285	INPRG	replace mechanical seal	BR430_01	11430_01		Corrective Maintenance
<input type="checkbox"/> 1379	INPRG	replace coupling to address leak	BR450	11450		Corrective Maintenance
<input type="checkbox"/> 1004	INPRG	Generator Overhaul	BR230	11230	4/11/23	Corrective Maintenance
<input type="checkbox"/> 41061	APPR	Inspection	BR300	11340	7/4/01	Preventive Maintenance
<input type="checkbox"/> 41071	APPR	Inspection	BR300	11340	8/3/01	Preventive Maintenance
<input type="checkbox"/> 43001	APPR	11340 PM	BR300	11340	1/11/02	Preventive Maintenance

Items per page: 10 1-10 of 182 items

1 1 of 19 pages

'Manage Columns' allows you to customize your view

IBM Maximo Application Suite | Manage [Take a tour](#)

Work orders [Create work order](#)

Results: 182 View: B stuff (shared) - Edited

Clear all filters

Manage columns

Root /

Search

8 items selected [Clear changes](#)

<input type="checkbox"/>	actfinish	Actual Finish
<input type="checkbox"/>	actintlabcost	Actual Cost of Internal Labor
<input type="checkbox"/>	actintlabhrs	Actual Hours of Internal Labor
<input type="checkbox"/>	actlabcost	Actual Labor Cost
<input type="checkbox"/>	actlabhrs	Actual Labor Hours
<input type="checkbox"/>	actmatcost	Actual Material Cost
<input type="checkbox"/>	actoutlabcost	Actual Cost of External Labor
<input type="checkbox"/>	actoutlabhrs	Actual Hours of External Labor

Cancel OK

Items per page: 10 1-10 of 182 items

Selected 8 [Clear all](#)

Work Order	wonum	⊗
Description	description	⊗
Location	location	⊗
Asset	assetnum	⊗
Scheduled Start	schedstart	⊗
Type	worktype.wtypedesc	⊗
Scheduled Finish	schedfinish	⊗
Status	status	⊗

1-10 of 19 pages

Role Based Application – Work Orders

[illegible]

Role Based Application – Work Orders

IBM Maximo Application SuiteManageTake a tour

Work orders

After

Results: 182View: B stuff (shared) - Edited

Class: WORKORDER,ACTIVITY XHistory: =0 XIs Task: =0 XSite: =BEDFORD XStatus: =APPR,=INPRG XLocation: B% X

Work Order	Description	Location	Asset	Scheduled Start	Scheduled Fi...	Type	Status
2004	Feeder Jammed	BPM3100	13110			Corrective Maintena...	INPRG
3008	Filler/Lifter System Inspection and C...	BPM3100	13160			Preventive Maintena...	INPRG
1211	Relocate Guard Rails Around Compre...	BR300	11300			Corrective Maintena...	INPRG

Work orders

Before

Results: 182View: B stuff (shared) - Edited

Class: WORKORDER,ACTIVITY XHistory: =0 XIs Task: =0 XSite: =BEDFORD XStatus: =APPR,=INPRG XLocation: B% X

Work Order	Status	Description	Location	Asset	Scheduled Start	Type
2004	INPRG	Feeder Jammed	BPM3100	13110		Corrective Maintenance
3008	INPRG	Filler/Lifter System Inspection and C...	BPM3100	13160		[No Title]ve Maintenance

Start Center vs Operational Dashboard

Start Center 'Portlets'

- Quick Insert
- Favorite Applications
- Inbox / Assignments
- KPI Graph
- KPI List
- Result Set
- ~~Bulletin Board~~ until 9.1
- Report List ???

Operational Dashboard 'Cards'

- Quick Actions
- Favorites
- **Workflow**
- KPI Value
- KPI Chart (Trend)
- KPI Comparison
- Work Queues
- *Value*
- *Table*
- Report List ($\geq 9.x$)

Operational Dashboard – Top

Operational dashboard

Page last updated: 5/2/25 9:50:45 am

Demo

Demonstration / Development Dashboard Private

Overdue Emergency Work

Over target by 29.00

31 work orders

0.00% from last refresh

Overdue PM Work

Over target by 410.00

415 work orders

0.00% from last refresh

PM Performance

Under target by 37.47

57.53 %

0.00% from last refresh

Health of Assets for PM Work

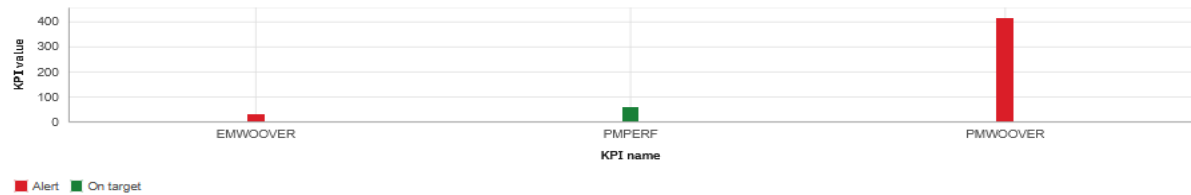
Under target by 90.00

0

0% from last refresh

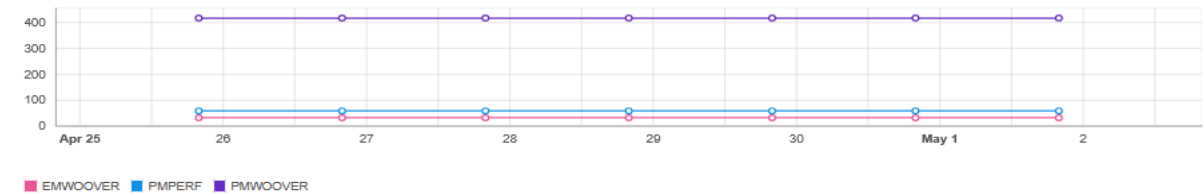
Selected KPI comparison

Last updated on 5/2/25 9:50:50 am



Safety critical backlog

Last updated on 5/2/25 9:50:50 am



Favorites

Favorites subtitle

- Work Orders
- Workflow Assignments
- Scheduling Dashboard
- Work Order Tracking
- Service Requests
- Quick Reporting
- Locations
- Assets
- Purchase Requisitions
- Inventory
- Map Manager

Quick actions

- Create work order
Work Order Tracking
- Create service request
Service Requests
- Create purchase request
Purchase Requisitions
- Create job plan
Job Plans
- Create PM
Preventive Maintenance
- Create Location
Locations

Workflow assignments due soon

Assignment	Due Date
<input type="checkbox"/> Review PR for Approval Site BEDFORD, PR 1009	6/27/24 5:33:10 pm
<input type="checkbox"/> Review PR for Approval Site BEDFORD, PR 1008	6/27/24 5:32:49 pm

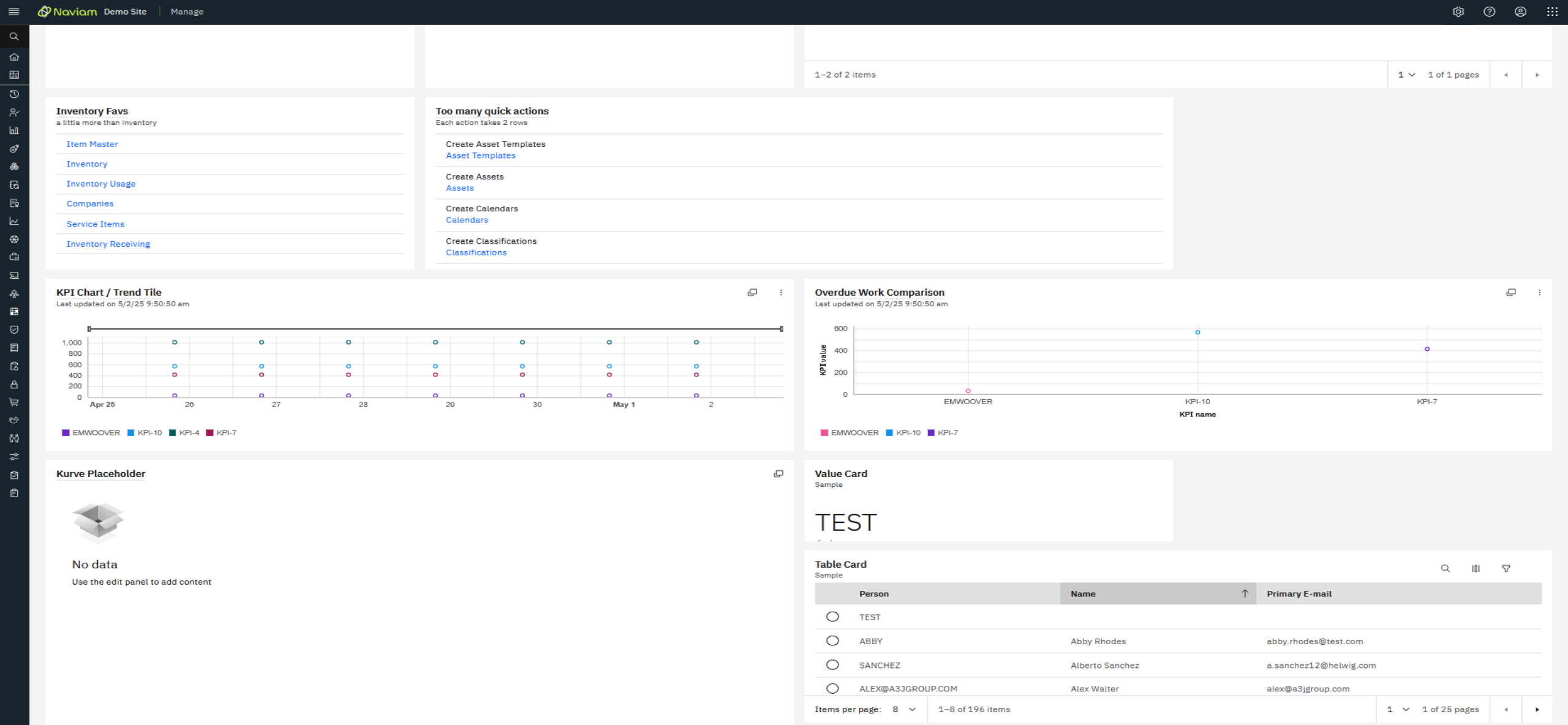
Items per page: 4 1-2 of 2 items 1 of 1 pages

Work queues

Last updated on 5/2/25 9:50:50 am

Queue Name	Description	Count	Priority
OPEN BOILER WORK	Open Work on Boiler Hierar...	158	3
OPEN WORK WHERE I AM L...	APPR and INPRG work ord...	3	2

Operational Dashboard – Bottom



Work queues

✓

Success!

Work queue OPEN WORK WHERE I AM LEAD has been created.

✕

Results: 2

🔍

⬇

Work queue name	↑	Description	Priority	Count	State
OPEN BOILER WORK		Open Work on Boiler Hierarc...	3	156	<div>🟢</div> Active
OPEN WORK WHERE I AM LE...		APPR and INPRG work order...	2	3	<div>🟢</div> Active

Items per page: 10 ▾1–2 of 2 items

1 ▾1 of 1 pages◀▶

Work queues

Work Queue subtitle

🔍

Queue Name	↑	Description	Count	Priority
OPEN BOILER WO...		Open Work on Boil...	156	3
OPEN WORK WHE...		APPR and INPRG ...	3	2

1–2 of 2 items

1 ▾1 of 1 pages◀▶

Work queues

Work Queue subtitle

🔍

Queue Name	↑	Description	Count	Priority
OPEN BOILER WO...		Open Work on Boil...	156	3
OPEN WORK WHE...		APPR and INPRG ...	5	2

OPEN WORK WHERE I AM LEAD

1–2 of 2 items

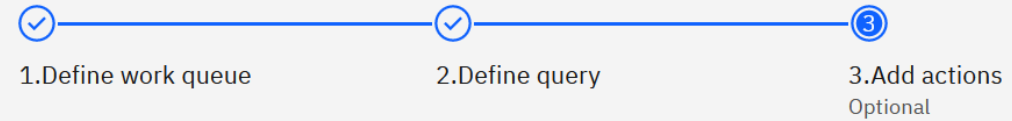
1 ▾1 of 1 pages◀▶

Substitution Variables work in Work Queue Queries

Work Queue Card Reminders

- A work queue is a list of work orders
- Change status to 1 or more records is available
 - Be careful here with what you allow

Create work queue



Select actions to be applied to query items

Available actions

Search

2 items selected

[Clear changes](#)

- ☐ 1025
- ☐ MFMAILSENDWOM
- ☐ MFMAILSENDWOMAG
- ☐ WO APPR
- ☐ WO CANCEL
- ☐ WO CLOSE
- ☒ WO COMP
- ☒ WO INPRG
- ☐ WO WAPPR

Selected actions

- WO INPRG ⊗
- WO COMP ⊗

[Cancel](#) ✕

[Back](#) <

[Create](#) >

Workflow Processing

- Action available on single or multiple records
- Hyperlink will go to record in owning application
- Typical options are available
- Remember to enter a memo if reassigning or rejecting

The screenshot displays a web application interface for managing workflow assignments. At the top, a blue header bar contains the text "Workflow assignments" followed by "2 items selected", a "More" button with a hand icon, and a "Clear selections" button. Below this is a table with two visible rows. Each row has a checkbox in the first column, followed by the text "Assignment" in the second column, and a downward arrow in the third column. The first row's checkbox is checked, and the second row's checkbox is also checked. The table content is partially obscured by a context menu that appears when the "More" button is clicked. The context menu has a white background and a blue border, containing three options: "Accept" with a checkmark icon, "Reject" with an 'X' icon, and "Reassign" with a circular arrow icon. Below the table, there is a pagination section with "Items per page: 4" and a dropdown arrow, followed by "1-2 of 2 items", and then "1" with a dropdown arrow and "1 of 1 pages". Below the pagination is a "Route assignment" section with a close button (X) in the top right corner. It contains a blue hyperlink "Review PR for Approval" and a "Comment" field with the text "This is ready to go to the next step". At the bottom of the interface, there are two buttons: "Reassign" in a dark grey box and "Route" in a blue box.

Workflow assignments	2 items selected	More	Clear selections
<input checked="" type="checkbox"/>	Assignment	↓	
<input checked="" type="checkbox"/>	Review PR for Approval Site BEDFORD, PR 1009		
<input checked="" type="checkbox"/>	Review PR for Approval Site BEDFORD, PR 1008		

Items per page: 4 1-2 of 2 items 1 1 of 1 pages

Route assignment

[Review PR for Approval](#)

Comment

This is ready to go to the next step

Reassign Route

Third Party Card

- Bring external presentation into Maximo



PM Performance

✓ Under target by 36.95

58.05 %

▲ 0.00% from last refresh

Health of Assets for PM Work

✓ Under target by 90.00

0 %

0% from last refresh

Workflow assignments due soon

Assignment	Due Date
No data	

External Content

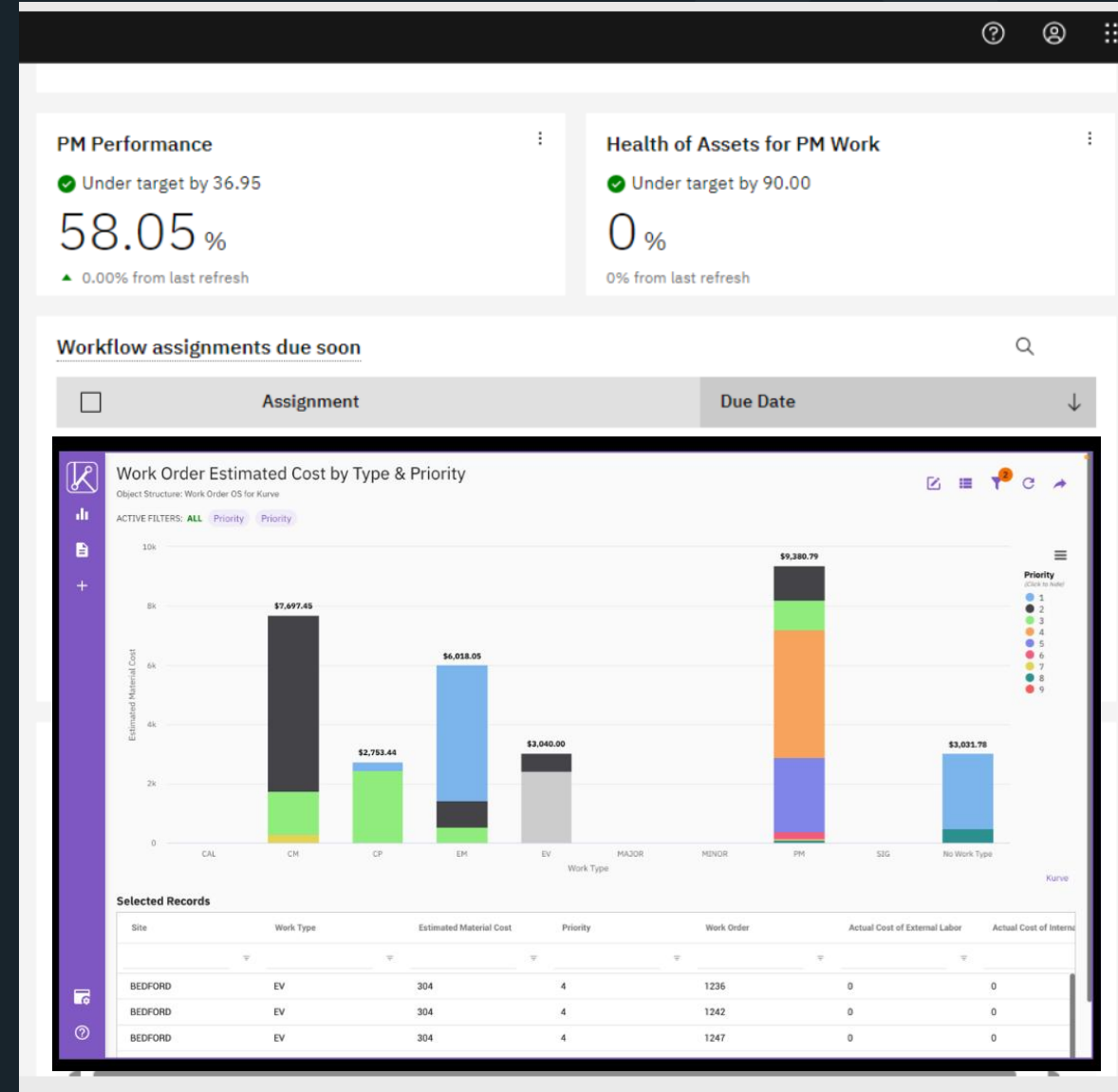
[< Back To Online Calculator](#)

[Super Fullscreen!](#)

You are outside the CCPA jurisdiction.

Third Party Card

- Bring external presentation into Maximo
- Needs to be an embeddable url
- This is Kurve as an example



WO Intelligence – Problem Code Recommendations

New GenAI feature recommends problem codes to assist with existing challenges faced by customers to address poor quality (or missing) work order data, impacting effective maintenance prioritization decisions as well as time spent on review and approval.

- AI model trained using long and short descriptions from a small set of related work orders
- Work Orders displays the AI recommendations for review/accept
 - Uses new IBM AI Design UI elements incorporated into Graphite
 - Provides confidence score of the predictions
- Work Queue surfaces the top AI recommendation to accept

The screenshot displays the 'Work orders' interface. The main form includes fields for Description, Work type, Priority, Reported by, Owned by, Asset and location, and Failure class. A modal titled 'Select problem code' is open, showing a table of recommended problem codes with their descriptions and confidence scores. The table has columns for Problem code, Description, and Confidence. The first row is selected, showing 'AI HIGHPRES' with a description of 'High pressure' and a confidence of 60%.

Problem code	Description	Confidence
• AI HIGHPRES	High pressure	60%
• AI LEAK	Leaking	55%
• AI LOWPRES	Low pressure	50%
LOWVOL	Low volume	
STOPPED	Stopped	

Below the table, there are controls for 'Items per page' (10) and '1 - 5 of 5 items'. At the bottom of the modal are 'Cancel' and 'OK' buttons.

In the main form, the 'Problem code' field is highlighted with a red box, showing 'HIGHPRES' with an 'AI' icon and a search icon.

Train the model on your data

Work Order Intelligence

AI model trained on customer data.

Suggests top 3 failure code inferences based on work orders textual data on desc, long desc, log, tasks.

Automated deployment and learning on new Manage objects and data structures, communicating with watsonx through a local broker.

Work orders / Summary /

Edit work order

Summary

*Description

Compressor pump v

Include key words that ex

Hide long description

Edit Insert Form

Work type

CM

Reported by

Edward Smith

Asset and location

Asset

11430

Location

BR430

Failure class

PUMP

Problem code

Unspecified

Specify a failure class and then select a problem code.

Recommendation + 2 more

• AI HIGHPRESS

Last updated 2/14/1024 1:00 pm

Recommendation

Select a recommended problem code.

Regenerate

Problem code	Description	Confidence
<input checked="" type="radio"/> HIGHPRES	High pressure	90%
<input type="radio"/> LEAK	Leaking	85%
<input type="radio"/> LOWPRES	Low pressure	70%

Cancel Apply

How to train your AI dragon?



How to train your dragon? – AI Configuration App

IBM Maximo Application Suite | AI configuration

Summary / WOPROBLEMCODE

Problem code classification

Refresh Actions

WOPROBLEMCODE configuration is inactive.

Target for
[Object structure](#)
MXAPIWODETAIL
[Inference for](#)
PROBLEMCODE

Model
[Template](#)
pcc
[Template version](#)
1.0.0
[Model ID](#)
Unspecified

Training
[Training invoke channel](#)
AITRAINWOPROBLEMCODE
[Training filter](#)
AITRAINFILTER


Inference
[Inference invoke channel](#)
AIINFWOPROBLEMCODE
[Inference filter](#)
AIINFERENCEFILTER
[Inference type](#)
CLASSIFICATION

Model training log

Start date

Complete where

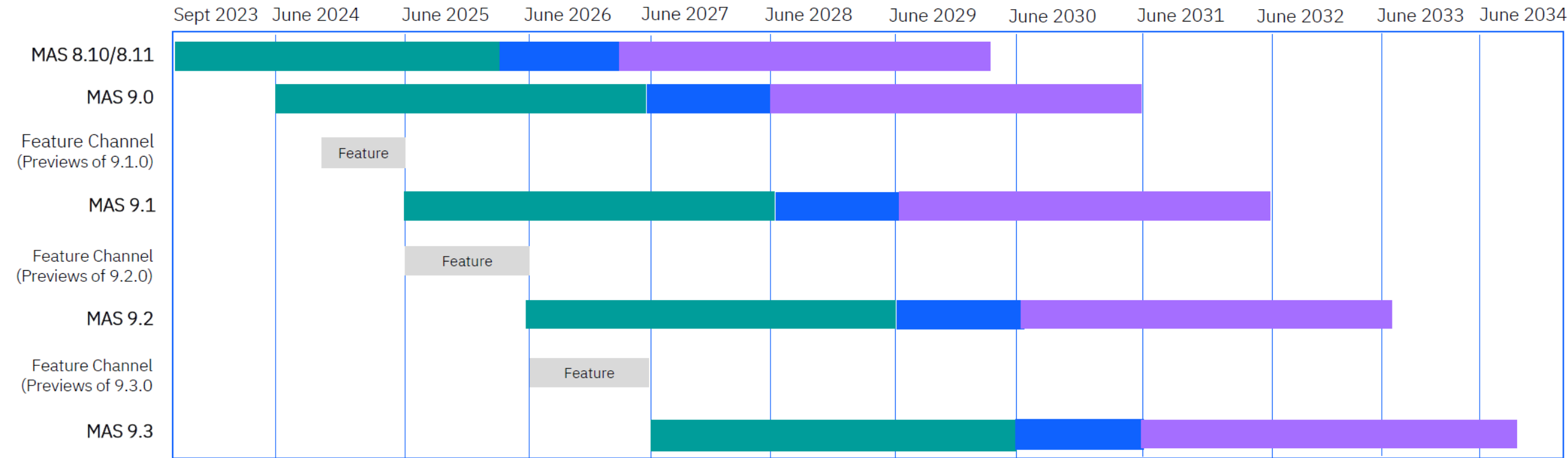
Message



You don't have any model training logs yet.

MAS Lifecycle: 3+1+3 with 12-month release cadence

**Please review MAS SaaS policies for their release cadence



- Follows 3+1+3 lifecycle
 - Release every 12 months (9.x)
 - Monthly maintenance updates for 36 months (Base Support)
 - Initial Extended Support for another 12 months
 - Ongoing Extended Support for another 36 months
- Legend:
- Teal: Monthly maintenance updates for 36 months (Base Support)
 - Blue: *Usage + Existing + New Sev1 Critical Defect Fixes (no proactive security fixes)
 - Purple: *Usage + Existing Fixes only

Reference Links

- [Upgrade checklist – this has the reference to the customization archive](#)
- [Upgrading from Maximo Asset Management to IBM Maximo Manage](#)
- [Moving from EAM to Manage Blog](#)
- [What's new with Maximo Manage 8.0 - 8.7](#)
- [Application Suite 8.8 and later – continuous delivery model](#)
- [Customization Standards](#)
- [Classname Prefixes for Industry Solutions](#)
- [MAS Authentication options](#)
- [Maximo Application Suite Admin APIs 8.11.x](#)
- [IBM REST API Guide](#)
- [Maximo Automation Script Wiki](#)
- [MAS 8.11 – Multiple Identity Providers](#)
- [Generating Entity Relationship Documents \(ERDs\)](#)
- [Role Based Applications – Work Orders](#)
- [Role Based Applications – Operational Dashboard](#)
- [Prepare for MAS: Utilizing S3 Storage for Attached Documents in 7.6.1](#)
- [Navigating 7.x End of Support](#)
- [Asset Life-Cycle Management and AI](#)
- [Manage 9.0](#)
- [Join the IBM Maximo Product Updates Group](#)
- [IBM Maximo Product Updates Group – for Members](#)
- [Navigation differences video – Manage vs. 7.6.x](#)
- [Configuring Screen Layout and CSS in MAS 9](#)

QUESTIONS?