

IBM Maximo

MaxTalk #2 - Maximo Mobile

Vinicius Garmatz

MAS Product Manager - Mobile

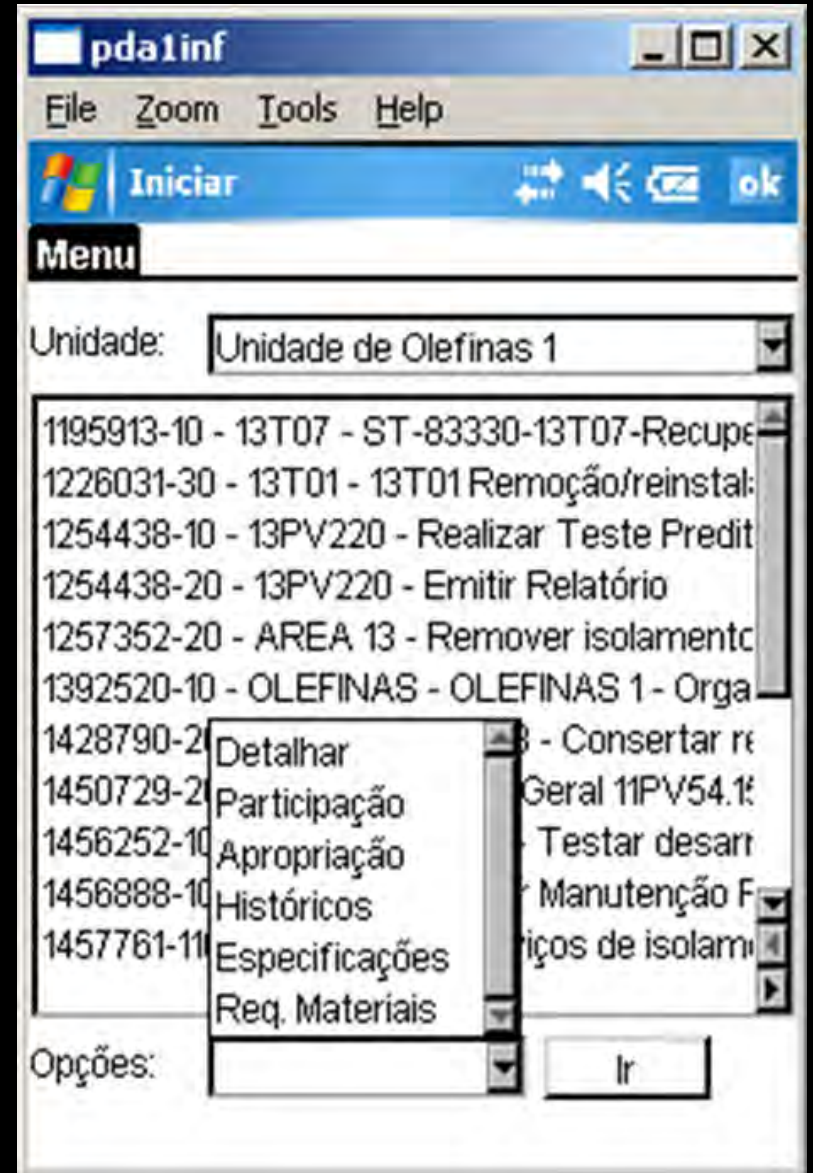
vgarmatz@br.ibm.com



The human experience is transforming

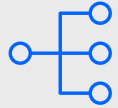


IBM Maximo



Maximo Mobile

Powerful Platform



1 native application with several modules



Connected
Disconnected
Poor network conditions



Configurable and customizable



Available in Maximo 7.6.1.3 and MAS



Supported platforms



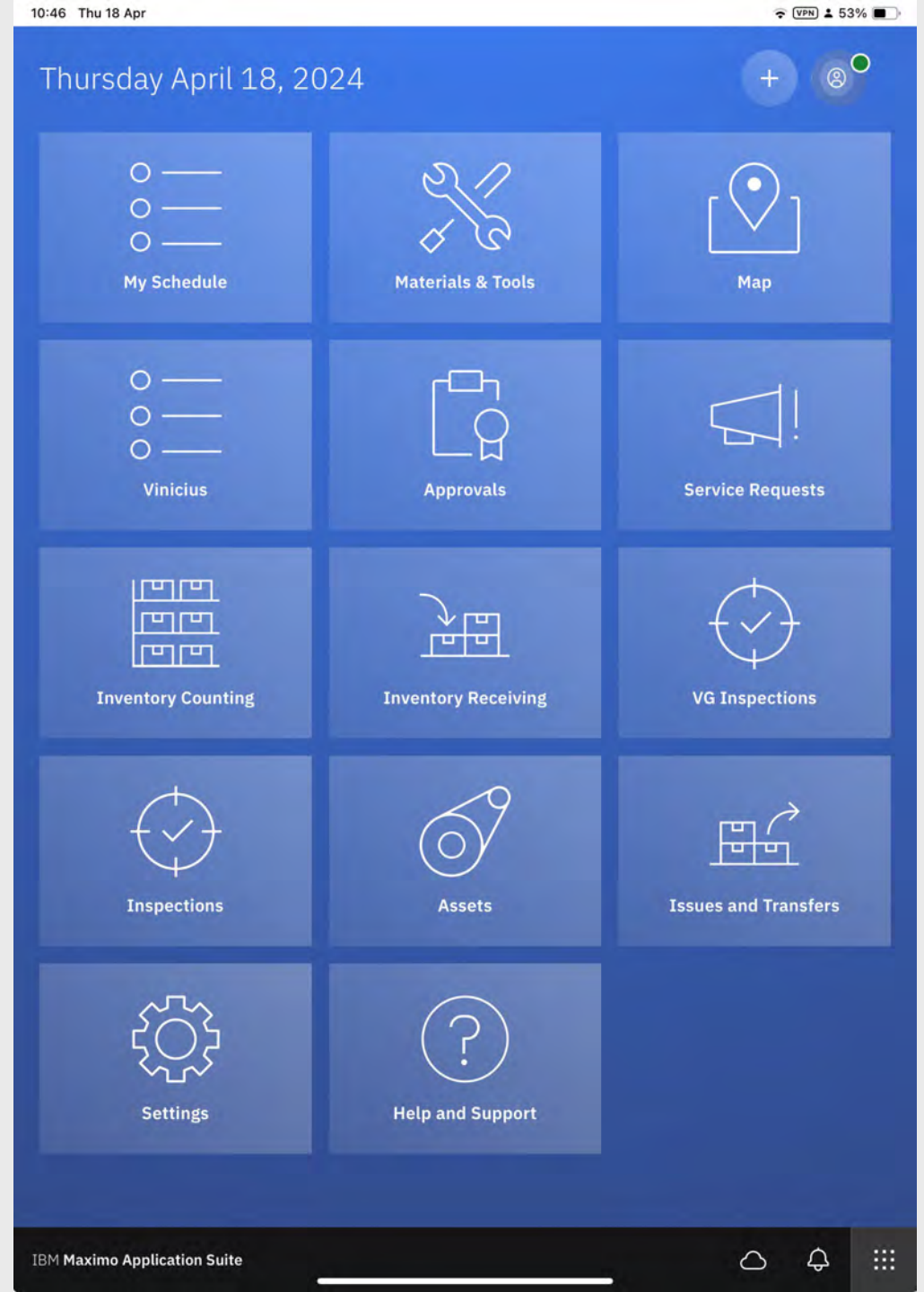
iOS



Android



Windows



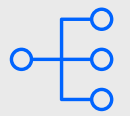
GIS and Maps




Offline maps support in the app



Outdoor and Indoor maps



Delta updates for the map data



Configuration and Customization



Allow mobile configuration and development



Upgradable configurations



Anyone can easily use the config tool and publish new modules to end users

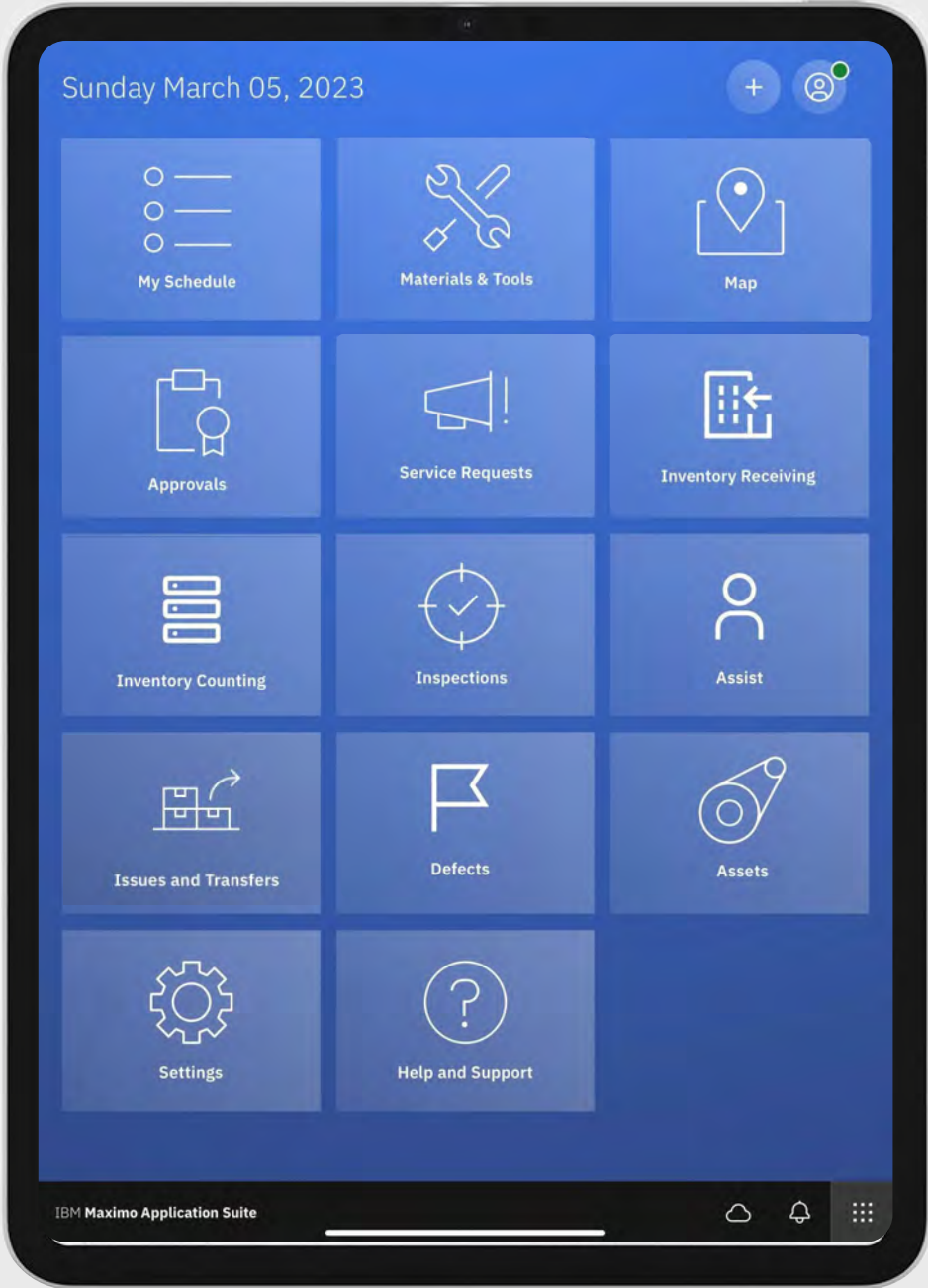


Maximo as an Enterprise Solution

Work

Inventory

Asset



Work Execution (a.k.a Technician)

- Access to multiple work views
- Change status of WO
- Check off issued materials and tools
- Confirm asset on a work order via barcode or Qrcode scan
- Create/edit work
- Create follow-up work
- Enter meter readings
- Launch inspections
- Navigate to work
- Report failures
- Report labor time
- Issue materials and tools as actuals
- Issue materials from reservations
- Material requests
- Multi-asset/location
- Start/stop/pause timer
- View and complete tasks
- View planned materials and tools
- Viewing attachments and adding photos
- Work logs
- Physical signature
- View asset and location work history
- Report downtime
- View task assignments

- Support for flow control
- Safety Plans / Hazards and Precautions
- Enhanced security options
- Meter entry redesign

Maps

- View my location
- X, Y conversion for navigation
- Online/Offline maps
- Capture GPS
- Identify feature capabilities

Customer Reported Ideas

- Review on Icons and labels (Start work/travel, complete/done)
- Route the user to details and complete pages
- Asset / Location info at task level
- Reconciliation of features between Technician and Supervisor roles
- Differentiate related records (WOxSR)
- Avoid duplicated records in work history
- Name attachments
- WO Specification (view)
- Support for long descriptions in work logs and failure report
- Measurements and Observations
- Work history drilldown
- ESig support for WO Status changes

The screenshot displays the IBM Maximo Application Suite mobile interface. At the top, it shows the time '18:18 Wed 17 Apr' and battery status '83%'. The main header is 'Assigned work' with a dropdown arrow. Below this, there are three work order records. Each record includes a title, status, priority, due date, location, and asset information. The first record is 'Review water pump CM 1376' with status 'Approved' and priority '1'. The second is 'Sewer cleaning procedure PM 1334' with status 'Approved' and priority '3', marked as 'Overdue since: 12 days ago, April 06, 2024'. The third is 'Sewer cleaning procedure PM 1335' with status 'In progress' and priority '3', also marked as 'Overdue since: 12 days ago, April 06, 2024'. Each record has a 'Start work' button and a circular refresh icon. The bottom of the screen shows the 'IBM Maximo Application Suite' logo and navigation icons for home, notifications, and app drawer.

Questions?

IBM Maximo

Thomas Knowles

*MAS Product Manager – Industry Team
Civil Infrastructure (defects), Emissions Management*
tknowles@us.ibm.com

Vinicius Garmatz

*MAS Product Manager – Squad Lead
Technician, Approvals and Asset Manager*
vgarmatz@br.ibm.com

Joao Souto Maior

*MAS Product Manager – Mobile Framework
Native app, authentication, data synchronization*
jmaior@br.ibm.com

Sheshank Shekhar

*MAS Product Manager – Industry team
Calibration*
Sheshank.Shekhar@ibm.com



Francisco Coelho

*MAS Product Manager – Mobile Apps
Inspections, Service Request and Assist*
frcoelho@br.ibm.com

Péter Keres

*MAS Product Manager – Mobile Apps
Inventory Counting, Issues and Receiving*
peter.keres@hu.ibm.com

Resources

- [Maximo Mobile for EAM overview](#)
- [Maximo Mobile for MAS overview](#)
-  [Maximo Mobile Overview Self Enablement \(free\)](#)
-  [Maximo Mobile BootCamp \(free, badge included\)](#)
- [Managing Maximo Mobile \(APIs\)](#)
- [Setting up Maximo Mobile for EAM](#)
- [URI length settings on HttpServer](#)
- [Maximo Mobile Configuration Examples \(scroll down in the page\)](#)